

LP Meter

Cellular LP Forklift Meter



Customized Liquid Propane to Electric Solution

Getting the maximum return from converting your LP forklift fleet to electric requires a plan - a one-size-fits-all solution will not work. To ensure that your operation gets the most out of switching to electric, PosiCharge offers a consulting service using our innovative cellular LP forklift meter technology. The PosiCharge™ LP Meter is industry's only tool that can demonstrate a customized LP to Electric solution that is guaranteed to meet your bottom line.

The LP Meter captures the fuel consumption and usage data on propane-powered lift trucks without the hassle of manual data collection by operators or maintenance staff. It measures and records gas flow and truck operation every 10 seconds using an internal flow meter and real time clock.

Key Features:

- Unparalleled ability to measure & analyze exact, real time LP forklift energy usage
- Portable & convenient to ship. Installs in minutes. Can be mounted to the overhead guard or LP tank
- Hassle-free automated data collection. Cellular communication for data capture
- Customized cost-saving fleet solution. Data collected is used to create a detailed electric fleet profile and recommendations.
- Real time fleet data identifies LP fuel use, lost productivity, and billing discrepancies
- Comprehensive analysis for IC to Electric Fleet Conversion includes operating costs, productivity, capital expenses, and employee safety

- Applications:**
- Truck Utilization
 - Fleet Fuel Consumption
 - IC Truck Efficiency Comparison
 - IC to Electric Truck Conversions




Figure 1. ENERGY USAGE – Data provides a complete understanding of the fuel usage and available charge time.

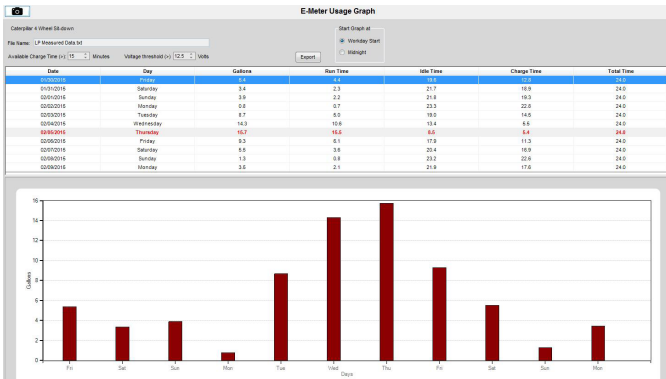


Data Storage

Data is stored on internal memory and communicated via cellular connection back to PosiCharge for analysis. The data is typically collected over a one week period, but the LP Meter can hold up to 4 weeks of data if longer analysis is needed.

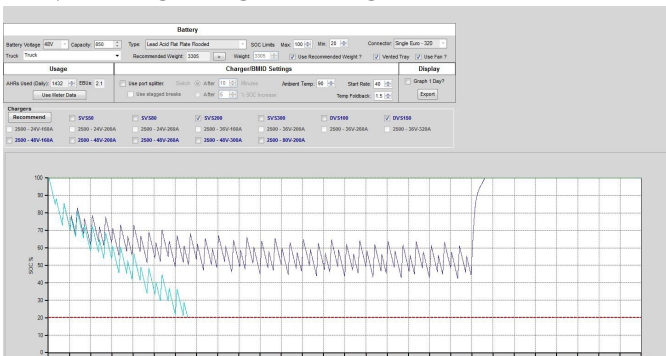
Using the data collected, the PosiCharge team prepare an in-depth assessment of the LP fleet and a detailed, custom electric fleet profile – including the number of trucks, batteries, and chargers required, and recommended battery sizes and charge power requirements.

Figure 2. DAILY SUMMARY REPORT – The daily data report includes accumulated propane usage and run, idle and key off times.



- Sample of Data Included:**
- REAL TIME FUEL USAGE (Gallons/hr) - Forklift fuel use every 10 seconds
 - CUMULATIVE GALLONS CONSUMED - Fuel Usage per day
 - RUN TIME - Total time truck is operating per day (engine on/off status)
 - IDLE TIME - Total time truck is idle per day
 - CHARGE TIME - Sum of the idle times greater than 15 minutes per day

Figure 3. PC APPLICATION – View battery state-of-charge simulations and optimal charger configurations using data from the LP Meter.



PosiCharge is a product line of Webasto Charging Systems, Inc.
1333 S. Mayflower Avenue,
Suite 100
Monrovia, CA 91016
USA

+1 (888) 767-4242